

CHANGE ORDER FORM

CHANGE ORDER NUMBER 08

PROJECT: US 271: The construction of a new location, freeway facility consisting of grading, structures, base, surfacing & pavement markings from 0.3 miles north of US 67 to 0.6 miles south of FM 3417

CONTRACTOR: Williams Brothers Construction Co., Inc.

Contractor is directed to make the following changes to the Contract Documents.

DESCRIPTION OF CHANGES: Add Safety Switch to all 480V Electrical Services per SWEPCO requirements
Remove & Reset 30" SET by Force Account
Reduce quantity for 36" Drilled Shaft due to plan error

ATTACHMENTS: See Separate List of Attachments


CHANGE IN CONTRACT PRICE


1. Original Price:	<u>\$ 72,825,618.51</u>
2. Total of Prior Change Orders:	<u>\$ 471,348.06</u>
3. Total Price Prior to Current Change Order:	<u>\$ 73,296,966.57</u>
4. Total of Current Change Order:	<u>\$ (1,246.00)</u>
5. New Price Resulting from Current Change Order:	<u>\$ 73,295,720.57</u>

CHANGE IN CONTRACT TIME

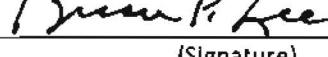
Original Time:	<u>663</u> DAYS
Total of Prior Change Orders:	<u>0</u> DAYS
Total Time Prior to Current Change Order:	<u>663</u> DAYS
Total of Current Change Order:	<u>0</u> DAYS
New Time Resulting from Current Change Order:	<u>663</u> DAYS

AGREED BY:

Williams Brothers Construction Co:  03-06-13
James D. Pitcock, Jr., P.E. (Signature) Chairman and CEO (Date)

PTP Transportation, LLC:  3-8-13
(Signature) (Date)

APPROVED BY:

Titus County:  3-25-13
(Signature) (Date)

Texas Department of Transportation: _____
(Signature) (Date)

Federal Highway Administration: _____
(Signature) (Date)



US 271 – Change Order 08
List of Attachments

- **Letter to TxDOT – Re: Change Order 08 Justification**
- **Letter to TxDOT – Re: Change Order 08 Price Justification**
- **Letter to TxDOT – Re: Change Order 08 Environmental Assurance Statement**

- **Addition of Safety Switch to 480V Electric Service**
 - Williams Brothers Change Order Transmittal
 - Williams Brothers Change Order Worksheet
 - Quote Letter from Texas Traffic Control Systems, Inc.
 - Material Quote from WE Manufacturing & Controls, Inc.

- **Remove & Reset 30” Safety End Treatments**
 - Williams Brothers Change Order Worksheet
 - Pricing Breakdown from North Texas Contracting
 - Equipment Rental Rate Sheets
 - Material Quote for Cement Treated Sand
 - Email Thread Re: Remove & Relay SETS for PTP

- **Reduce Quantity for 36” Drilled Shaft**
 - Revised Plansheets 810 & 812
 - Email from LJA Engineering Re: Abutment 9 Drilled Shafts
 - Email to Williams Brothers Re: Abutment 9 Drilled Shafts



February 22, 2013

Mr. Roger Ledbetter, P.E.
Area Engineer – Mount Pleasant
Texas Department of Transportation – Atlanta District
2210 W. Ferguson
Mount Pleasant, Texas 75455

RE: Titus County
CSJ: 0248-09-001, etc.
US 271
Change Order 08 Justification

Dear Mr. Ledbetter:

PTP Transportation, LLC, on behalf of Titus County, is submitting for your review and approval Change Order 08 for the subject project. This change order is necessary to provide for payment for modifications or additions to several portions of the project. In summary form, the changes are:

- Addition of Safety Switch on 480V Electrical Services for Illumination
- Remove and Reset 30" Safety End Treatments
- Reduce quantity of 36" Drilled Shaft

Addition of Safety Switch on 480V Electrical Services for Illumination

There are eleven services throughout the project that provide electrical connections for the safety illumination on the project. The subcontractor responsible for this work began coordination with Southwestern Electric Power Company (SWEPCO) for these services. SWEPCO informed them that on all services of 480 volts, they would require to have a safety disconnect switch before the electric meter for any future maintenance needs. This item provides for modifying the electrical services to include the safety switch for these services.

Remove and Reset 30" Safety End Treatments

The drainage culvert located at US 271 Station 344+81.03 has two Safety End Treatments (SET) on the downstream end of the culvert. These SETs were placed at the time of the culvert placement. After embankment fill and shaping of the area, it was determined that the skew angle of the culvert in relation to the roadway side slope created a roadway side slope that was too severe to be left. This work included the removal of the existing SET and then resetting it after additional pipe was laid.

Reduce Quantity of 36" Drilled Shaft


On the CR 2040 Overpass, it was determined that a typographical error on the bridge layout showed for Abutment 9 to have 9 drilled shafts. The correct number was 8, as confirmed by the design engineer. This change order is to reduce the quantity that was included incorrectly in the plans.

February 22, 2013
Mr. Roger Ledbetter
US 271
Change Order 08 Price Justification
Page 2

All of the costs associated with this change order are summarized in the Cost Report, included with this change order. If you have any questions regarding this matter, please feel free to contact me at (936) 441-9121.

Sincerely,

PTP TRANSPORTATION, LLC



Richard L. Kronenberger, P.E.
Assistant Director of Construction Services

Attachments

cc: PTP Transportation, LLC Staff
File



February 26, 2013

Mr. Roger Ledbetter, P.E.
Area Engineer – Mount Pleasant
Texas Department of Transportation – Atlanta District
2210 W. Ferguson
Mount Pleasant, Texas 75455

RE: Titus County
CSJ: 0248-09-001, etc.
US 271
Change Order 08 Price Justification

Dear Mr. Ledbetter:

This letter serves as notice that the new pay items and prices below have been reviewed and are considered fair and reasonable for the subject project.

Item Number		Description	Unit	Unit Price
Item	Desc			
9008	1001	ADD SAFETY SWITCH TO 480V ELEC SERVICE	LS	\$6,754.08
9008	2001	REMOVE & RESET 30" SET'S	LS	\$999.92

This consideration is made based on the justifications provided for each consisting of quotes, previously established labor and equipment rates, and equipment rental rate sheets provided. Each item is described in greater detail below:

9008-1001 ADD SAFETY SWITCH TO 480V ELEC SERVICE

The documents included for this item include the material and freight quote provided from WE Manufacturing & Controls, Inc. (WEMC), a supplier to Texas Traffic Control System, Inc. (TTCS), a subcontractor to Williams Brothers Construction Company, Inc (WB). As a comparison of the quoted priced from WEMC, the material pricing was checked with a Houston-based commercial electrical supply, Wildcat Electric. Using a price quoted from them, the bare breaker switch was quoted at \$205.00 per each. The quoted priced from WEMC of \$405.00 per each also includes the separate panel and additional wiring to connect it to the electrical service unit. This additional work is reasonably believed to cost the additional amount. The markups of TTCS and WB are reasonable based on the project specification.

9008-2001 REMOVE & RESET 30" SET'S

The pricing for this work was established by using the labor, equipment and material rates of the existing crew on the project for North Texas Contracting (NTC), a subcontractor to WB. The labor rates used have been established through past change order work. The equipment rates for

February 26, 2013
Mr. Roger Ledbetter
US 271
Change Order 08 Price Justification
Page 2

the Foreman's vehicle and the Rubber Tire Loader have been previously established by past change order. The equipment rate for the Rubber Tire Backhoe is established through the equipment rental rate. The cost of the Cement Treated Sand is established through quoted price from WB, who is producing the material. The amount of work performed is reasonable for 2 1/2 hours. The markups included are reasonable based on the project specifications.

If you have any questions regarding this matter, please feel free to contact me at (936) 441-9121.

Sincerely,



Richard L. Kronenberger, P.E.
Assistant Director of Construction Services

Attachments

cc: PTP Transportation, LLC Staff
File



February 22, 2013

Mr. Roger Ledbetter, P.E.
Area Engineer – Mount Pleasant
Texas Department of Transportation – Atlanta District
2210 W. Ferguson
Mount Pleasant, Texas 75455

RE: Titus County
CSJ: 0248-09-001, etc.
US 271
Change Order 08 Environmental Assurance Statement

Dear Mr. Ledbetter:

This letter is to serve as notice that the proposed work on this change order will not affect any of the environmental clearances or commitments for the subject project. The work included in this change order includes:

- Addition of Safety Switch to 480V Electrical Services
- Remove and Reset 30" Safety End Treatments
- Reduce quantity of 36" Drilled Shafts

If you have any questions regarding this matter, please feel free to contact me at (936) 441-9121.

Sincerely,

PTP TRANSPORTATION, LLC

A handwritten signature in black ink, appearing to read 'T. Plucker', written over a horizontal line.

Terry L. Plucker
Director of Environmental Services

cc: PTP Transportation, LLC Staff
File



CHANGE ORDER TRANSMITTAL

Williams Brothers Construction Company, Inc.

P.O. Box 66428, Houston, Texas 77266
Phone: 713-522-9821 Fax: 713-520-5247

Date: February 6, 2013
Project: 0248-09-001
Control: 0248-09-001
Highway: US 271
WB Job: 475

For Office Use Only

To: Vanessa Wallace
Contract Administrator
PTP Transportation, LLC
1500 Research Forest Drive, Suite 106
The Woodlands, TX 77381

Attn: Mr. Jose Ramirez, P.E.
Director of Construction Services

Sent Via: Parcel Post
 UPS
 Federal Express
 Courier
 Other - Email

Dear Mr. Ramirez:

We are sending you the attached change order pricing with appropriate documentation. Your approval and initiation of the change order is requested.

Titus County Requested Contractor Requested

Scope/Description:

Titus Co/TxDOT requested change order to add disconnects to the electrical services.
If you have any questions regarding this matter, please call.

Sincerely,
WILLIAMS BROTHERS
CONSTRUCTION COMPANY, INC.

Seth Schulgen
Vice President

Encls
Change Order Estimate
Subcontractor Estimate

Williams Brothers Construction Company								
Change Order Worksheet								
Item:	Service Disconnects	Qty:	1	ls				WB 475
Project:	0248-09-001							
Control:	0248-09-001							
Hwy:	US 271							
SCOPE								
Titus Co/TxDOT requested change order to add disconnects to the electrical services.								
				SUB		WBCC		
Item	Description	UM	Est Qty	Unit \$	Ext \$	Unit \$	Ext \$	Remark
NEW ITEMS								
9608-XXXX	Disconnects	EA	11.00	506.25	5,568.75	636.88	5,905.68	
9608-XXXX	Freight	LS	1.00	800.00	800.00	848.40	848.40	
	TOTAL CHANGE ORDER						6,754.08	
The pricing provided constitutes an estimate of the work to be performed based on the information provided by TxDOT. It should not be interpreted as a representation of actual cost.								

TEXAS TRAFFIC CONTROL SYSTEMS, INC.

P.O. BOX 147, DIKE, TEXAS 75437

903-945-5129

FAX 877-543-5918

February 6, 2013

Williams Brothers Construction Co.
P.O. Box 66428
Houston, Texas 77266-6428

RE: Titus County
Project: 0248-09-001


At the meeting with Williams Brothers and PTP on Tuesday, Feb. 5, 2013 we were informed that all of the services for the lighting will need a disconnect ahead of the meter. Please see email on 1-23-13. The following is a breakdown for the change request to add these disconnects.

Material Only

WE Mfg.	11 ea	405.00	4,455.00
25%			1,113.75
Shipping (see Quote)			<u>800.00</u>
Total for change			6,368.75

If you have any questions please give me a call.

Sincerely,



Cathy S. King
President

CSJ 0248-09-001
 Titus County US 271
 WB 475

Item	Description	UM	Qty	Subcontractor Price		WB Markup	WB Bond	WB Price	
				Unit \$	Extension	5%	1%	Unit \$	Extension
	REMOVE AND RESET 30" SET	LS	1.00	942.88	942.88	47.14	9.90	999.92	\$999.92
			-	-	-	-	-	-	
	TOTAL CHG ORDER								\$999.92

WORK DESC:

Cost to remove and reset 30" SET
 Revised 2/26/2013 - adj Equip & Material Pricing

PRICING BREAKDOWN - REMOVE & RELAY SET ON DOUBLE 30" RCP
TITUS COUNTY US 271
PTP TRANSPORTATION / WILLIAMS BROTHERS CONSTRUCTION
NORTH TEXAS CONTRACTING

LABOR BREAKDOWNS (.25 DAYS AT 10 HR'S / DAY W/ FOREMAN W/ 5 MAN CREW)

	REGULAR HOURS CHARGED	REGULAR RATES	OT HOURS CHARGED	OVERTIME RATES ADDED	TOTAL LABOR AMOUNT
PROJECT MANAGER (OFFICE)	0.00	\$ 41.25	0	\$ 61.88	\$ -
PROJECT MANAGER (FIELD)	0.00	\$ 36.28	0	\$ 54.39	\$ -
SUPERINTENDENT (0)	0.00	\$ 33.75	0	\$ 50.63	\$ -
FOREMAN (1)	2.50	\$ 31.25	0	\$ 46.88	\$ 78.13
OPERATOR (2)	5.00	\$ 15.00	0	\$ 22.50	\$ 75.00
PIPE LAYER (1)	2.50	\$ 13.00	0	\$ 19.50	\$ 32.50
PIPE HELPER (1)	2.50	\$ 11.00	0	\$ 16.50	\$ 27.50
PIPE LABORER (1)	2.50	\$ 9.50	0	\$ 14.25	\$ 23.75
SUBTOTAL LABOR					\$ 236.88

EQUIPMENT BREAKDOWNS

	HR				
COMPANY TRUCK / VEHICLE	2.5	\$	15.86	\$	39.15
HAUL TRUCK	0	\$	85.00	\$	-
DUMP TRUCK (TANDEM) (1.0 HR/ 8 CY LD)	0	\$	59.02	\$	-
KOMATSU 308 TRACK EXCAVATOR	0	\$	125.49	\$	-
CASE 580 (RBBR TIRE BACKHOE)	2.5	\$	36.44	\$	91.10
KOMATSU WA250 RBBR TIRE LOADER 2YD	2.5	\$	51.90	\$	129.75
INGERSOLL RAND SD-45 COMPACTOR	0	\$	33.89	\$	-
COMPACTOR (JUMPING JACK)	0	\$	9.65	\$	-
WATER TRUCK	0	\$	33.07	\$	-
6" WATER PUMP	0	\$	27.07	\$	-
SMALL TOOLS / SUPPLIES	0	\$	7.50	\$	-
SUBTOTAL EQUIPMENT					\$ 260.00

MATERIALS

	UNIT	QUANTITY	UNIT PRICE	TOTAL
CEMENT TREATED SAND	TN	6	\$ 29.00	\$ 174.00
SUBTOTAL MATERIALS				\$ 174.00

SUBCONTRACTORS

UNIT	QUANTITY	UNIT PRICE	TOTAL	
SUBTOTAL SUBCONTRACTORS				\$ -

TOTALS & MARK UP SUMMARY


	COST AMOUNT	BURDEN @ 55 %	MARK UP %	TOTAL AMOUNT
TOTAL LABOR AMOUNT	\$ 236.88	\$ 130.28	25%	\$ 426.38
TOTAL EQUIPMENT AMOUNT	\$ 260.00		15%	\$ 299.00
TOTAL MATERIALS AMOUNT	\$ 174.00		25%	\$ 217.50
TOTAL SUBCONTRACTOR AMOUNT	\$ -		5%	\$ -
TOTALS	\$ 670.88	\$ 130.28		\$ 942.88
TOTAL ROUNDED AMOUNT				\$ 943.00

Rental Rate Blue Book®

February 26, 2013

Case 580M SERIES 2 (disc. 2008)
Tractor-Loader-Backhoes

Size Class:
14' to Under 15' 14' to Under 15'
Weight:
13,359 lbs.



Configuration for 580M SERIES 2

Power Mode	Diesel	Drive	4WD
Loader Bucket Capacity—Heaped	1.00 cy	Backhoe Stick	Extendable
Net Horsepower	76.0	Operator Protection	EROPS

Equipment Notes: Includes General Purpose loader bucket, backhoe bucket, and ROPS, unless otherwise noted.

Blue Book Rates

** FHWA Rate is equal to the monthly ownership cost divided by 176 plus the hourly estimated operating cost.

	Ownership Costs				Estimated	FHWA Rate**
	Monthly	Weekly	Daily	Hourly	Operating Costs Hourly	Hourly
Published Rates	\$2,790.00	\$780.00	\$195.00	\$29.00	\$22.35	\$38.20
Adjustments						
Region (Texas: 88.9%)	(\$309.69)	(\$86.58)	(\$21.65)	(\$3.22)		
Model Year (2008: 100%)	-	-	-	-		
Ownership (100%)	-	-	-	-		
Operating (100%)	-	-	-	-		
Total:	\$2,480.31	\$693.42	\$173.35	\$25.78	\$22.35	\$36.44

Rate Element Allocation

Element	Percentage	Value
Depreciation (ownership)	38%	\$1,060.20 / mo
Overhaul (ownership)	44%	\$1,227.60 / mo
CFC (ownership)	7%	\$195.30 / mo
Indirect (ownership)	11%	\$306.90 / mo
Fuel (operating) @ \$4.13	55%	\$12.21 / hr


Revised Date: 2nd Half 2012

Rental Rate Blue Book®

September 27, 2012

Komatsu WA250PZ-6 4-Wd Articulated Wheel Loaders

Size Class:
135 - 149 HP 135 - 149 HP
Weight:
27,778 lbs.



Configuration for WA250PZ-6

Power Mode	Diesel	Bucket Capacity - Heaped	3.00 cy
Net Horsepower	138.0	Operator Protection	EROPS

Equipment Notes: Includes General Purpose bucket and ROPS, unless otherwise noted.

Blue Book Rates

** FHWA Rate is equal to the monthly ownership cost divided by 176 plus the hourly estimated operating cost.

	Ownership Costs				Estimated Operating Costs Hourly	FHWA Rate** Hourly
	Monthly	Weekly	Daily	Hourly		
Published Rates	\$4,140.00	\$1,160.00	\$290.00	\$44.00	\$31.30	\$54.82
Adjustments						
Region (Texas: 88.9%)	(\$459.54)	(\$128.76)	(\$32.19)	(\$4.88)		
Model Year (2010: 98.5%)	(\$55.21)	(\$15.47)	(\$3.87)	(\$0.59)		
Ownership (100%)	-	-	-	-		
Operating (100%)						
Total:	\$3,625.25	\$1,015.77	\$253.94	\$38.53	\$31.30	\$51.90

Rate Element Allocation

Element	Percentage	Value
Depreciation (ownership)	45%	\$1,863.00 / mo
Overhaul (ownership)	36%	\$1,490.40 / mo
CFC (ownership)	8%	\$331.20 / mo
Indirect (ownership)	11%	\$455.40 / mo
Fuel (operating) @ \$4.13	59%	\$18.35 / hr

Revised Date: 2nd Half 2012

QUOTE

Date: November 1, 2011
 Expiration Date: November 30, 2011



Williams Brothers Construction TO Zach Fuslier
 PO Box 66428 North Texas Contracting (NTC)
 Houston, TX 77266
 713.522.9821
 Fax 713.520.5247

SALESPERSON	JOB	SHIPPING METHOD	SHIPPING TERMS	DELIVERY DATE	PAYMENT TERMS	DUE DATE
Lanham	475 - US271 Titus County	Truck/Trailer	Delivered to Job		Net 30 days	

QTY	ITEM #	DESCRIPTION	UNIT PRICE	DISCOUNT	LINE TOTAL
50,000 tons	1	Cem Stab Bkfl (7%)	29.00		
				TOTAL DISCOUNT	
				SUBTOTAL	
				SALES TAX	
				TOTAL	

Quotation prepared by: Bob Lanham, President

This is a quotation on the goods named, subject to the conditions noted below. NA

Thank you for your business!

Craig Hill

From: Jesse Khangura [JKhangura@wbctx.com]
Sent: Wednesday, February 06, 2013 2:00 PM
To: Craig Hill; Kathryn King
Cc: Bob Lanham
Subject: FW: Job 475: Titus County Back charges
Attachments: REMOVE & RELAY SETS FOR PTP.pdf; ATT00001.htm

Follow Up Flag: Follow up
Flag Status: Flagged

Categories: Red Category

FYA

Jesse Khangura
Vice President
Williams Brothers Construction Co., Inc.
jkhangura@wbctx.com
Office 713-522-9621
Fax 713-522-5958
Cell 832-309-4194

From: Rick Kronenberger [<mailto:rkronenberger@ptp.net>]
Sent: Wednesday, February 06, 2013 11:05 AM
To: Jesse Khangura
Cc: Jamie Voris; Robert Dick
Subject: Fwd: Job 475: Titus County Back charges

This will be submitted as a change order. Prior to submitting, the labor calculation needs to be corrected. The 25% markup can not be applied to the labor burden.

Rick Kronenberger, P.E.
Asst. Director of Construction
Director of Design Services
PTP Transportation, LLC
832.217.6014 (cell)
rkronenberger@PTP.net

Begin forwarded message:

From: Robert Dick <rdick@ptp.net>
Date: February 6, 2013, 10:23:58 AM CST
To: Rick Kronenberger <rkronenberger@ptp.net>
Subject: FW: Job 475: Titus County Back charges

FYI, see below from Jesse. Do you want him to submit as change order?

Robert C. Dick Jr.
Chief Inspector
PTP Transportation, LLC
1500 Research Forest Drive. Suite 200
The Woodlands, Texas 77381
Direct: 936-521-7130

Office: 936-441-9121
Fax: 936-539-9176
Cell: 936-672-3244
rdick@ptp.net

Mailing Address:
P.O. Box 9389
The Woodlands, Texas 77387

From: Jesse Khangura [<mailto:Jkhangura@wbctx.com>]
Sent: Tuesday, February 05, 2013 9:11 PM
To: Robert Dick
Cc: Jamie Voris
Subject: Job 475: Titus County Back charges

Bobby:

Do you want us to submit this a change order?

Jesse Khangura
Vice President
Williams Brothers Construction Co., Inc.
jkhangura@wbctx.com
Office 713-522-9821
Fax 713-522-5958
Cell 832-309-4194

From: Jamie Voris [<mailto:jamie@ntexcon.com>]
Sent: Tuesday, February 05, 2013 8:38 AM
To: Jesse Khangura
Cc: kking
Subject: FW: Titus County Backcharges

Jesse:

Please see the attached T&M charges for removing and resetting the 30" SET's in Titus County. PTP paid the additional pipe quantity and CTS in January using our contract prices, we were able to reuse the SET's without damaging them which was my greatest concern. We also used a rubber tire 580 to excavate and rubber tire wheel loader to lift the SET's, this saved us from having to haul any equipment. These charges are only for removing and resetting the SET's.

Also attached is the charges to TJL for repairing the 24" that they damaged, for your record. I already sent this to Jeff.

Thanks,

Jamie Voris
Project Manager
North Texas Contracting
Cell: 817-819-0377
Fax: 817-430-9207
4999 Keller-Haslet Road
Keller, TX 76248

From: Kathryn King [<mailto:kking@ntexcon.com>]
Sent: Monday, February 04, 2013 1:33 PM

To: 'Jamie Voris'
Subject: RE: Titus County Backcharges

Here are the change orders to submit. Please tell TJL that on their back charge we reduced our burden to 46% and only charged 15% markup.

From: Jamie Voris [mailto:jamie@ntexcon.com]
Sent: Tuesday, January 29, 2013 2:03 PM
To: kking
Subject: Titus County Backcharges

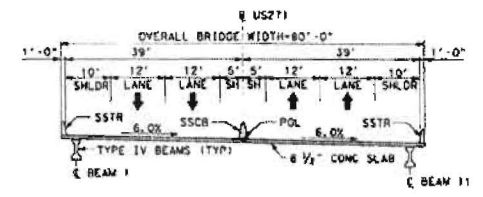
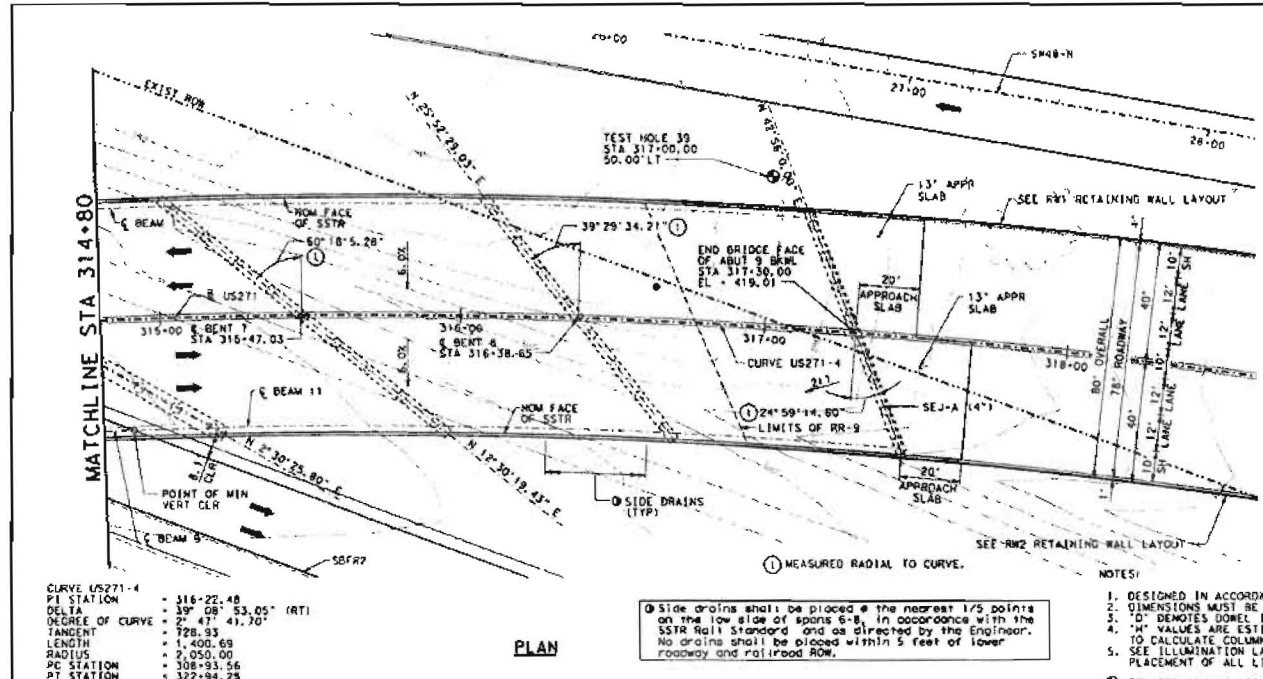
Kathryn:

Here's the hours for the 30" SET's that we removed and reset for PTP under force account as well as the back charge to TJL for ripping through our 24" RCP. Will you look through them and adjust as you see fit.

Thanks,

Jamie Voris
Project Manager
North Texas Contracting
Cell: 817-819-0377
Fax: 817-430-9207
4999 Keller-Haslet Road
Keller, TX 76248

If the reader of this message is not the intended recipient, you are informed that any dissemination, copying or disclosure of the material contained herein, to include any attachments, in whole or in part, is strictly prohibited. If you have received this transmission in error, please notify the sender and purge this message. If attached, copies of documents that may be relied upon are limited to the printed copies (also known as hard copies) that are signed or sealed by the Engineer. Files in electronic media format or text, data, graphic or other types that are furnished by the Engineer are only for convenience of this e-mail recipient. Any conclusion or information obtained or derived from such electronic file will be at the user's sole risk. Furthermore, the electronic media is subject to change without notice and may not contain the most up-to-date information. When transferring documents in electronic media format, the Engineer makes no representations as to the compatibility, usability, or readability of the electronic media with the recipient's software application packages, operating systems or computer hardware.



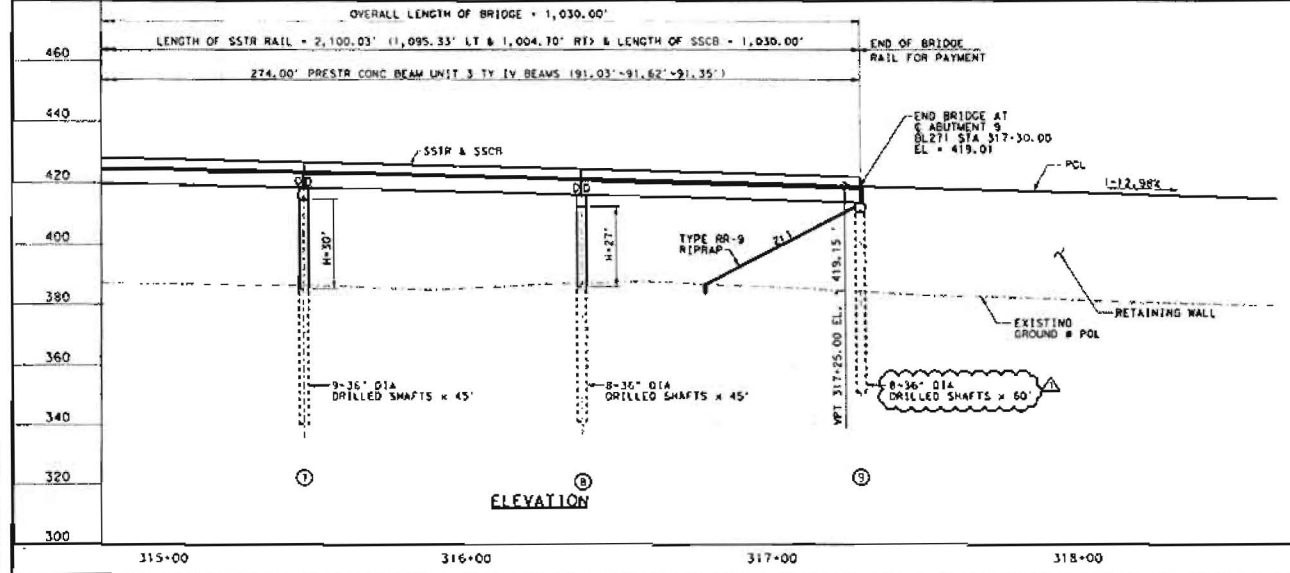
FOR US271
 NBI NO. = 19-225-0-0248-09-056
 DESIGN SPEED = 70 MPH
 ADT = N/A (2008)
 ADT = 4700 (2028)
 FUNCTIONAL CLASSIFICATION = URBAN FREEWAY

CURVE US271-4
 PI STATION = 316+22.48
 DELTA = 39° 08' 53.05" (RT)
 DEGREE OF CURVE = 2° 47' 43.70"
 TANGENT = 728.93
 LENGTH = 1,400.69
 RADIUS = 2,050.00
 PC STATION = 308+93.56
 PT STATION = 322+94.25

PLAN

Side drains shall be placed at the nearest 1/3 points on the low side of spans 6-8, in accordance with the SSTR Rail Standard and as directed by the Engineer. No drains shall be placed within 5 feet of lower roadway and railroad ROW.

- NOTES:
- DESIGNED IN ACCORDANCE WITH AASHTO LRFD SPECIFICATION (HL93 LOADING).
 - DIMENSIONS MUST BE CORRECTED FOR GRADE, CROWN AND/OR SUPERELEVATIONS.
 - ⊙ DENOTES DOME IN OUTSIDE BEAM.
 - "H" VALUES ARE ESTIMATED COLUMN HEIGHTS. CONTRACTOR IS RESPONSIBLE TO CALCULATE COLUMN HEIGHTS BASED ON FIELD CONDITIONS.
 - SEE ILLUMINATION LAYOUTS AND BRIDGE LIGHTING DETAIL STANDARD FOR PLACEMENT OF ALL LIGHTS.
 - ⊙ DENOTES BORING LOCATION.



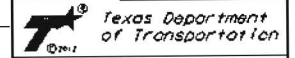
ELEVATION

HL 93 LOADING

REV	DATE	BY	REVISION
1	10/19/12	ORA	REV ABUT 9 DS QUANT



AGUIRRE & FIELDS LP
 FIRM NO. 739
 10/19/2012



US 271
 BRIDGE LAYOUT
 CR 2040 OVERPASS
 STA 314+80 TO
 STA 317+30

SHEET 3 OF 3

STATE	DISTRICT	COUNTY
TEXAS	ATLANTA	TITUS

CONTRACT NO.	SECTION	JOB	HIGHWAY NO.
0248	09	001, etc	US271

Rick Kronenberger

From: Daniel Copps <dcopps@ljaengineering.com>
Sent: Friday, October 05, 2012 1:39 PM
To: Rick Kronenberger
Subject: Fw: CR 2040 Overpass

8 is the correct number.

Connected by DROID on Verizon Wireless

-----Original message-----

From: William Dupal <wdupal@ljaengineering.com>
To: Daniel Copps <dcopps@ljaengineering.com>
Sent: Fri, Oct 5, 2012 16:07:26 GMT+00:00
Subject: CR 2040 Overpass

Dan,

According to Oscar Aguirre, it is a typo and there should only be 8 drilled shafts at Abutment 9.

William Dupal, P.E.
Structural Engineer
LJA Engineering, Inc.
2929 Briarpark Drive, Suite 600
Houston, TX 77042-3703
Phone: (713) 953-5112
Fax: (713) 953-5183
E-mail: wdupal@ljaengineering.com

Rick Kronenberger

From: Rick Kronenberger
Sent: Friday, October 05, 2012 7:55 PM
To: inowbc@yahoo.com; Jesse Khangura (JKhangura@wbctx.com)
Cc: TitusCounty
Subject: US 271 - CR 2040 Overpass - Abutment 9 Drilled Shafts

Ino & Jesse,

I wanted to confirm with you that the CR 2040 Overpass, Abutment 9 will have 8 drilled shafts. The label on the Bridge Layout Drawing (Profile View) is incorrect in stating 9. This abutment is to be built according to the linework/drawings shown on the Abutment 9 Detail sheet.

Please let me know if you have any questions. A revised Bridge Layout will be forthcoming.

Thanks,

Rick Kronenberger, PE

Assistant Director of Construction

PTP Transportation, LLC

1500 Research Forest Drive, Suite 200

The Woodlands, Texas 77381

936.521.1467 Direct

936.441.9121 Main

936.539.9176 Fax

832.217.6014 Cell

rkronenberger@ptp.net

Mailing Address:

P. O. Box 9389

The Woodlands, Texas 77387